




E.S.E. HOSPITAL SAN RAFAEL DE TUNJA
EJECUCION PRESUPUESTAL DE INGRESOS
PERIODO: DESDE 01 HASTA EL 31 DE ENE DE 2016

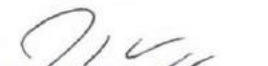
CODIGO	DESCRIPCION	PRESUPUESTO				RECONOCIMIENTO				RECAUDO				SALDOS	
		INICIAL	ADICIONES	REDUCIONE	DEFINITIVO	MESES ANTERIORES	PERIODO	ACUMULADOS	% REC	MESES ANTERIORES	PERIODO	ACUMULADOS	% RECAUDO	PRESUPUESTO EFECTIVO	CUENTAS POR COBRAR
		1	2	3	4=1+2-3	5	6	7		8	9	10		11=4-10	12=7-10
1	INGRESOS														
10	DISPONIBILIDAD INICIAL	93,716,279,510	0	0	93,716,279,510	0	31,074,132,247	31,074,132,247	33%		22,368,418,646	22,368,418,646	72%	71,347,860,864	8,705,713,601
1001	Caja	957,036,000	0	0	957,036,000		19,585,350,859	19,585,350,859	2046%		19,585,350,859	19,585,350,859	100%	-18,628,314,859	0
1002	Bancos	0	0	0	0		13,290,200	13,290,200	0%		13,290,200	13,290,200	100%	-13,290,200	0
1003	Inversiones Temporales	0	0	0	0		18,615,024,659	18,615,024,659	0%		18,615,024,659	18,615,024,659	100%	-18,615,024,659	0
		957,036,000	0	0	957,036,000		957,036,000	957,036,000	100%		957,036,000	957,036,000	100%	0	0
11	INGRESOS CORRIENTES	87,794,488,446	0	0	87,794,488,446		8,813,943,369	8,813,943,369	10%		108,229,768	108,229,768	1.2%	87,686,258,678	8,705,713,601
1102	NO TRIBUTARIOS	87,794,488,446	0	0	87,794,488,446		8,813,943,369	8,813,943,369	10%		108,229,768	108,229,768	1.2%	87,686,258,678	8,705,713,601
110204	Operacionales	87,355,016,577	0	0	87,355,016,577		8,813,943,369	8,813,943,369	10%		108,229,768	108,229,768	1.2%	87,686,258,678	8,705,713,601
11020403	Venta de Servicios	86,452,660,233	0	0	86,452,660,233		8,810,205,478	8,810,205,478	10%		108,229,768	108,229,768	1.2%	87,246,786,809	8,705,713,601
1102040305	Servicios de Salud	86,452,660,233	0	0	86,452,660,233		8,810,205,478	8,810,205,478	10%		107,119,370	107,119,370	1.2%	86,345,540,863	8,703,086,108
110204030502	REGIMEN CONTRIBUTIVO	14,121,808,536	0	0	14,121,808,536		1,776,578,969	1,776,578,969	13%		0	0	0%	14,121,808,536	1,776,578,969
11020403050203	No Capitados	14,121,808,536	0	0	14,121,808,536		1,776,578,969	1,776,578,969	13%		0	0	0%	14,121,808,536	1,776,578,969
110204030504	REGIMEN SUBSIDIADO	59,247,633,839	0	0	59,247,633,839		5,456,599,339	5,456,599,339	9%		0	0	0%	59,247,633,839	5,456,599,339
11020403050403	No Capitados	59,247,633,839	0	0	59,247,633,839		5,456,599,339	5,456,599,339	9%		0	0	0%	59,247,633,839	5,456,599,339
110204030506	ATENCIÓN A LA POBLACION POBRE EN LO NO CUBIERTO CON SUBSIDIOS A LA DEMANDA	1,345,954,672	0	0	1,345,954,672		113,783,137	113,783,137	8%		0	0	0%	1,345,954,672	113,783,137
11020403050603	No Capitados	1,345,954,672	0	0	1,345,954,672		113,783,137	113,783,137	8%		0	0	0%	1,345,954,672	113,783,137
110204030508	CUOTAS DE RECUPERACIÓN	29,249,444	0	0	29,249,444		6,010,273	6,010,273	21%		209,855	209,855	3.5%	29,039,589	5,800,418
110204030510	COPAGOS Y CUOTAS MODERADORAS SEGURO OBLIGATORIO DE ACCIDENTES DE TRANSITO (SOAT)	570,479,723	0	0	570,479,723		60,194,172	60,194,172	11%		57,437,687	57,437,687	95%	513,042,036	2,756,485
110204030512	(SOAT)	3,007,843,718	0	0	3,007,843,718		491,933,162	491,933,162	16%		0	0	0%	3,007,843,718	491,933,162
110204030514	SOLIDARIDAD Y GARANTÍAS	885,777,908	0	0	885,777,908		75,508,524	75,508,524	9%		0	0	0%	885,777,908	75,508,524
11020403051403	Eventos catastróficos y Accidentes de Tránsito (ECAT)	885,777,908	0	0	885,777,908		75,508,524	75,508,524	9%		0	0	0%	885,777,908	75,508,524
110204030518	REGIMENES ESPECIALES	3,782,213,075	0	0	3,782,213,075		426,046,872	426,046,872	11%		0	0	0%	3,782,213,075	426,046,872
110204030598	OTROS SERVICIOS DE SALUD	3,461,699,318	0	0	3,461,699,318		403,551,030	403,551,030	12%		49,471,828	49,471,828	12%	3,412,227,490	354,079,202
11020403059805	Instituciones prestadoras de servicios de salud	1,810,423,339	0	0	1,810,423,339		193,525,751	193,525,751	11%		0	0	0%	1,810,423,339	193,525,751
11020403059807	Particulares	410,938,875	0	0	410,938,875		67,104,107	67,104,107	16%		49,471,828	49,471,828	74%	361,467,047	17,632,279
11020403059811	Entes Territoriales	167,228,421	0	0	167,228,421		71,906,219	71,906,219	43%		0	0	0%	167,228,421	71,906,219
11020403059898	Otros Servicios de Salud no especificados	1,073,108,683	0	0	1,073,108,683		71,014,953	71,014,953	7%		0	0	0%	1,073,108,683	71,014,953
11020407	Arrendamientos	189,062,636	0	0	189,062,636		0	0	0%		0	0	0%	189,062,636	0
11020413	Aprovechamientos	713,293,708	0	0	713,293,708		3,737,891	3,737,891	1%		1,110,398	1,110,398	30%	712,183,310	2,627,493
110205	APORTES														
11020501	Aportes Patronales		0		0		0	0	0%		0	0	0%	0	0
110298	Otros Ingresos No Tributarios	439,471,869	0	0	439,471,869		0	0	0%		0	0	0%	439,471,869	0
11029811	Convenios docentes y asistenciales	439,471,869	0	0	439,471,869		0	0	0%		0	0	0%	439,471,869	0
12	RECURSOS DE CAPITAL	4,964,755,064	0	0	4,964,755,064		2,674,838,019	2,674,838,019	54%		2,674,838,019	2,674,838,019	100%	2,289,917,045	0
1202	OTROS RECURSOS DE CAPITAL	4,964,755,064	0	0	4,964,755,064		2,674,838,019	2,674,838,019	54%		2,674,838,019	2,674,838,019	100%	2,289,917,045	0
120201	Recursos del Balance	4,964,755,064	0	0	4,964,755,064		2,601,325,603	2,601,325,603	52%		2,601,325,603	2,601,325,603	100%	2,363,429,461	0
12020101	Recuperación de Cartera	4,964,755,064	0	0	4,964,755,064		2,601,325,603	2,601,325,603	52%		2,601,325,603	2,601,325,603	100%	2,363,429,461	0
1202010198	Otras Recuperaciones de Cartera-Venta de servicios	4,964,755,064	0	0	4,964,755,064		2,601,325,603	2,601,325,603	52%		2,601,325,603	2,601,325,603	100%	2,363,429,461	0
120203	Rendimientos por Operaciones Financieras	0	0	0	0		73,512,416	73,512,416	0%		73,512,416	73,512,416	100%	-73,512,416	0
12020301	Intereses	0	0	0	0		73,512,416	73,512,416	0%		73,512,416	73,512,416	100%	-73,512,416	0
1202030101	Provenientes de Recursos de libre destinación	0	0	0	0		67,254,634	67,254,634	0%		67,254,634	67,254,634	100%	-67,254,634	0
120203010198	Otros Intereses de libre destinación	0	0	0	0		6,257,782	6,257,782	0%		6,257,782	6,257,782	100%	-6,257,782	0
1202030103	Provenientes de Recursos de Destinación Especifica	0	0	0	0		6,257,782	6,257,782	0%		6,257,782	6,257,782	100%	-6,257,782	0
120203010398	Otros Intereses de destinación específica	0	0	0	0		6,257,782	6,257,782	0%		6,257,782	6,257,782	100%	-6,257,782	0
	TOTAL INGRESOS	93,716,279,510	0	0	93,716,279,510		31,074,132,247	31,074,132,247	33%		22,368,418,646	22,368,418,646	72%	71,347,860,864	8,705,713,601

APROBADO




LYDA MARCELA PEREZ RAMIREZ
GERENTE

REVISADO Y AVALADO



CARLOS EMILIO VARGAS CANTOR
SUBGERENTE ADMINISTRATIVO Y FINANCIERO

PREPARADO



HELKYN H. RAMIREZ ALVAREZ
PROFESIONAL PRESUPUESTO